

Dept. of Housing and Community Development

Testimony to Senate Economic Development Committee

January 15, 2021

Josh Hanford, Commissioner

Shaun Gilpin, Housing Program Administrator

Agency of Commerce and Community Development

SECRETARY

Lindsay Kurrle

DEPUTY SECRETARY

Ted Brady

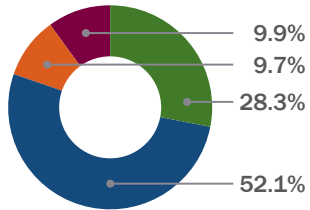
STAFF: 80 (FY 2020)



FY 2021

TOTAL BUDGET

\$37,050,730



- \$10,467,280 Department of Economic Development
- \$19,309,220 Department of Housing and Community Development
- \$3,597,399 Department of Tourism and Marketing (includes Chief Marketing Office)
- \$3,676,831 Administration

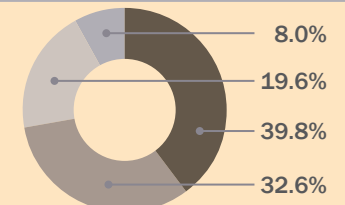
FY 2019 Major Department Highlights

<p>Department of Economic Development STAFF: 22</p>	 \$5.0 M FY 2021 Proposed General Fund Appropriation	 371 New Vermonters (140 remote workers; 231 family members)	 41 Business Creations	 94 Business Expansions	 1,638 Vermont Employees Approved for Training
<p>Department of Housing and Community Development STAFF: 32</p>	 \$2.9 M FY 2021 Proposed General Fund Appropriation	 \$19.6 M Program Dollars Invested	 \$160.9 M Total Dollars Leveraged	 5,199 Housing Units Created or Preserved	
<p>Department of Tourism and Marketing STAFF: 9</p>	 13.5 M Visitors (includes overnight, day and drive-through visitors)	 \$2.9 B Visitor Spending at Attractions, Lodging and Dining Establishments	 \$374 M Total Tax Revenue Generated by Tourism Activity	 32,484 Jobs in the Tourism Industry	

FY 2021
PROPOSED GENERAL FUND APPROPRIATION:
\$14.8 M

BUDGET
\$37,050,730

- General Funds \$14,754,816
- Federal Funds \$12,074,736
- Special Funds \$7,275,305
- All Other Funds \$2,945,873

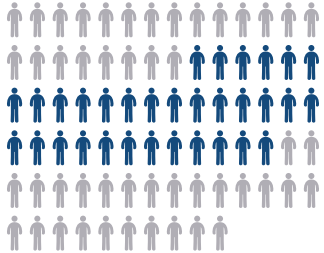


Department of Housing and Community Development

COMMISSIONER

Josh Hanford

STAFF: 32 (FY 2020)



**Summary of
FY 2019 Impacts**

\$19.6 M
PROGRAM DOLLARS
INVESTED

\$160.9 M
TOTAL DOLLARS
LEVERAGED

154
NEW JOBS
CREATED

5,199
HOUSING UNITS
CREATED OR
PRESERVED

FY 2019 Major Department Highlights

<p>Vermont Community Development Program</p> <p>Administers annual federal allocation of Community Development Block Grants through a statewide competitive grant program addressing local needs in the areas of housing, economic development, public infrastructure and services.</p> <p><i>* Based on 2.2 Persons per Household Assisted</i></p>	<p>\$7.7 M Program Dollars Invested</p>	<p>\$92 M Total Dollars Leveraged</p>	<p>11,849 Low-Income Vermonters Assisted*</p>	<p>143 Housing Units Created</p>
<p>Community Planning and Revitalization</p> <p>Provides training, technical assistance, and funding, and coordinates regional planning efforts, to help communities incent smart growth and working landscapes to bring new vitality to their community centers.</p> <p><i>** Based on Populations of Communities Assisted</i></p>	<p>\$5.9 M Program Dollars Invested</p>	<p>\$82.9 M Total Dollars Leveraged</p>	<p>247,175 Vermonters Reached**</p>	<p>262 Communities Served</p>
<p>Historic Preservation</p> <p>The Division for Historic Preservation (VDHP) is dedicated to identifying, preserving, and interpreting historic resources on behalf of the citizens of the state and promoting them as significant components of our communities.</p>	<p>\$5.2 M Program Dollars Invested</p>	<p>\$18.1 M Total Dollars Leveraged</p>	<p>63,655 Annual Number of Visitors at State-owned Historic Sites</p>	<p>94 Historic Properties Assisted</p>
<p>Housing</p> <p>Coordinates state housing policy through the VT Housing Council and HUD Consolidated Plan. Administers the statutory requirements of the Mobile Home Park Program and administers the VT Charitable Housing Tax Credit.</p>	<p>\$72,000 Program Dollars Invested</p>	<p>\$131,869 Total Dollars Leveraged</p>	<p>10,694 Vermonters Served*</p>	<p>4,861 Housing Units Preserved</p>

FY 2021
PROPOSED GENERAL FUND APPROPRIATION:
\$2.9 M

BUDGET
\$19,309,220

- General Funds \$2,938,012
- Federal Funds \$8,164,967
- Special Funds \$5,329,955
- All Other Funds \$2,876,286

Department of Housing and Community Development

COMMISSIONER

Josh Hanford

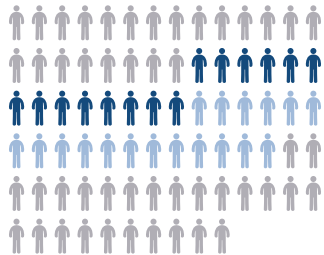
COMMUNITY DEVELOPMENT SPECIALIST

Nathan Cleveland

GRANTS MANAGEMENT DIRECTOR

Ann Karlene Kroll

STAFF: 14 (FY 2020)



Summary of FY 2019 Impacts

\$7.68 M
PROGRAM DOLLARS INVESTED

\$92 M
TOTAL DOLLARS LEVERAGED

53
JOBS CREATED OR RETAINED

5,004
HOUSING UNITS CREATED OR PRESERVED

Vermont Community Development Program & Housing Division (FY 2019 Highlights)

<p>Affordable Housing</p> <p>Grant funding for affordable housing needs including new construction, rehabilitation, preservation, homeownership, multi-family rental, and mobile home parks. <i>* Based on 2.2 Persons per Household Assisted</i></p>	<p>\$3.5 M Program Dollars Invested</p>	<p>\$33 M Total Dollars Leveraged</p>	<p>315 Vermonters Served*</p>	<p>143 Housing Units Created or Preserved</p>
<p>Economic Development Grants</p> <p>Funding for economic development projects resulting in job creation and retention primarily benefiting low and moderate income residents.</p>	<p>\$1.17 M Program Dollars Invested</p>	<p>\$1.2 M Total Dollars Leveraged</p>	<p>53 Direct Jobs Created</p>	<p>2 Businesses Assisted</p>
<p>Public Facility and Service Grants</p> <p>Funding for infrastructure, health and safety, public access, and public services needs primarily benefiting low and moderate income residents.</p>	<p>\$2.6 M Program Dollars Invested</p>	<p>\$23.6 M Total Dollars Leveraged</p>	<p>11,481 Vermonters Served by Improved Facilities</p>	<p>11 Communities Served</p>
<p>Planning Grants</p> <p>Funding for planning needs in one or more of the VCDP areas of eligibility: housing, economic development, public facilities, and services. <i>** Based on Populations of Communities Assisted</i></p>	<p>\$334,371 Program Dollars Invested</p>	<p>\$392,534 Total Dollars Leveraged</p>	<p>39,283 Vermonters Reached**</p>	<p>9 Communities Served</p>
<p>Mobile Home Park Program</p> <p>Coordinates state housing policy. Administers the statutory requirements of the Mobile Home Park Program and administers the VT Charitable Housing Tax Credit.</p>	<p>\$72,000 Program Dollars Invested</p>	<p>\$131,869 Total Dollars Leveraged</p>	<p>10,694 Vermonters Served*</p>	<p>4,861 Housing Units Preserved</p>

FY 2021
PROPOSED GENERAL FUND APPROPRIATION:
\$753,423

BUDGET
\$8,829,047

- General Funds: \$753,423
- Federal Funds: \$7,594,761
- Special Funds: \$480,863

Department of Housing and Community Development

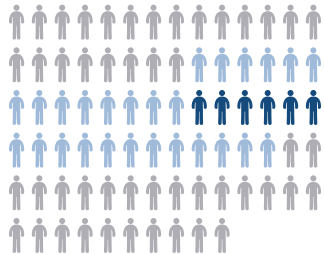
COMMISSIONER

Josh Hanford

DIRECTOR, COMMUNITY PLANNING AND REVITALIZATION

Chris Cochran

STAFF: 6 (FY 2020)



Summary of FY 2019 Impacts

\$6.8 M
PROGRAM DOLLARS INVESTED

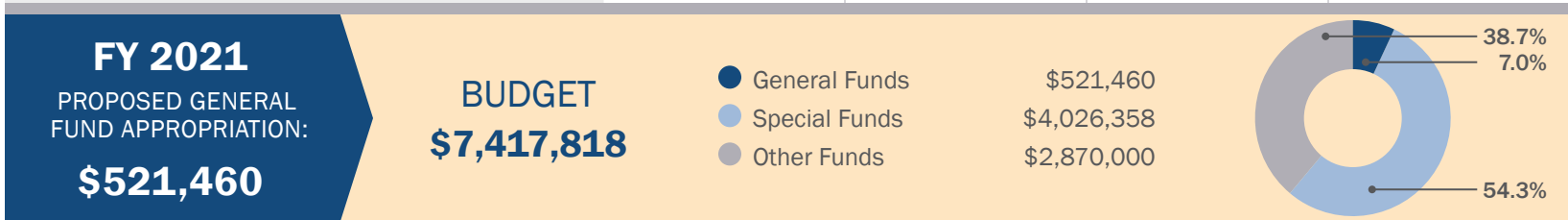
\$50.8 M
TOTAL DOLLARS LEVERAGED

101
NEW JOBS CREATED

139
HOUSING UNITS CREATED

Community Planning and Revitalization (Annual Highlights)

<p>Downtown and Village Center Tax Credits</p> <p>The tax incentives support new construction and encourage investments to make older and historic buildings safe and accessible.</p>	<p>\$2.8 M Program Dollars Invested</p>	<p>\$40 M Total Dollars Leveraged</p>	<p>24 Tax Credit Projects</p>	<p>139 Housing Units Created or Preserved</p>
<p>Downtown Transportation Fund</p> <p>The Downtown Transportation Fund improves sidewalks and other public spaces and stimulates private investment. <i>All data for calendar year 2019</i> <i>* Based on 2.2 Persons per Household Assisted</i></p>	<p>\$517,092 Program Dollars Invested</p>	<p>\$1.8 M Total Dollars Leveraged</p>	<p>48,019 Vermonters Served*</p>	<p>7 Communities Served</p>
<p>Downtown Program</p> <p>The Downtown Program provides communities with financial incentives, training, and technical assistance supporting local efforts to encourage economic development. <i>All Data for calendar year 2019</i> <i>**Based on Populations of Communities Assisted</i></p>	<p>\$78,000 Program Dollars Invested</p>	<p>\$920,000 Total Dollars Leveraged</p>	<p>100,509 Vermonters Reached**</p>	<p>101 Net New Jobs Created</p>
<p>Municipal Planning Grants</p> <p>Municipal Planning Grants support local planning and community revitalization initiatives that build strong communities and improve Vermonters' quality of life.</p>	<p>\$463,920 Program Dollars Invested</p>	<p>\$99,269 Total Dollars Leveraged</p>	<p>98,647 Vermonters Reached**</p>	<p>37 Communities Served</p>
<p>Regional Planning Commissions</p> <p>Twelve Regional Planning Commissions partner with the State to provide technical assistance, access to state programs and resources, and local expertise.</p>	<p>\$2.9 M Program Dollars Invested</p>	<p>\$8 M Total Dollars Leveraged</p>	<p>625,741 Vermonters Reached**</p>	<p>262 Communities Served</p>



Department of Housing and Community Development

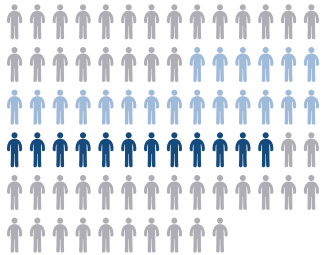
COMMISSIONER

Josh Hanford

STATE HISTORIC PRESERVATION OFFICER

Laura Trieschmann

STAFF: 12 (FY 2020)



Summary of FY 2019 Impacts

\$5.12 M
PROGRAM DOLLARS INVESTED

\$18.13 M
TOTAL DOLLARS LEVERAGED

114,697
PERSONS SERVED

56
HOUSING UNITS CREATED OR PRESERVED

Historic Preservation (FY 2019 Highlights)

Rehabilitation Investment Tax Credits

The largest federal program supporting preservation, Historic Tax Credits generate jobs, enhance property values, create affordable housing, and are the most effective programs to promote preservation and community development.



\$3 M
Program Dollars Invested



\$16 M
Total Dollars Leveraged



4,808
Jobs Supported



56
Housing Units Created or Preserved

Capital Grant Programs

Provided through the Capital Construction Budget, grants provide funds for preservation of municipal buildings, historic agricultural buildings (barn grants), open the underwater preserves in Lake Champlain, and maintenance of the State Historic Sites.



\$751,108
Program Dollars Invested



\$1.69 M
Total Dollars Leveraged



46,234
Vermonters Reached



40
Communities Served

State-owned Historic Sites

The Historic Sites Program encourages the discovery and appreciation of the state's rich heritage through the stewardship and interpretation of historic sites that evoke an authentic sense of time and place.



\$1.45 M
Program Dollars Invested



\$444,056
Total Dollars Leveraged



63,655
Annual Number of Visitors at State-owned Historic Sites



83
Buildings Owned or Stewarded

Project Review

VDHP has a team of 3 reviewing a project's potential impacts to historic buildings, districts, landscapes, and archaeological resources. Reviews are required for projects involving federal funding (Section 106), state involvement (22 VSA chap 14), and Certificates of Public Good (Section 248).



274
Act 250 Projects Reviewed



74
Solar, Wind and Energy Projects Reviewed



94%
Project Reviews Completed within 30-day Statutory Deadline



1,875
Project Applications Cleared

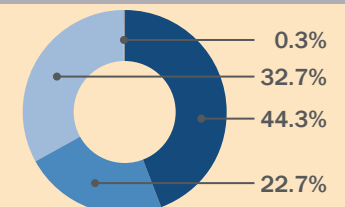
FY 2021

PROPOSED GENERAL FUND APPROPRIATION:

\$1,113,234

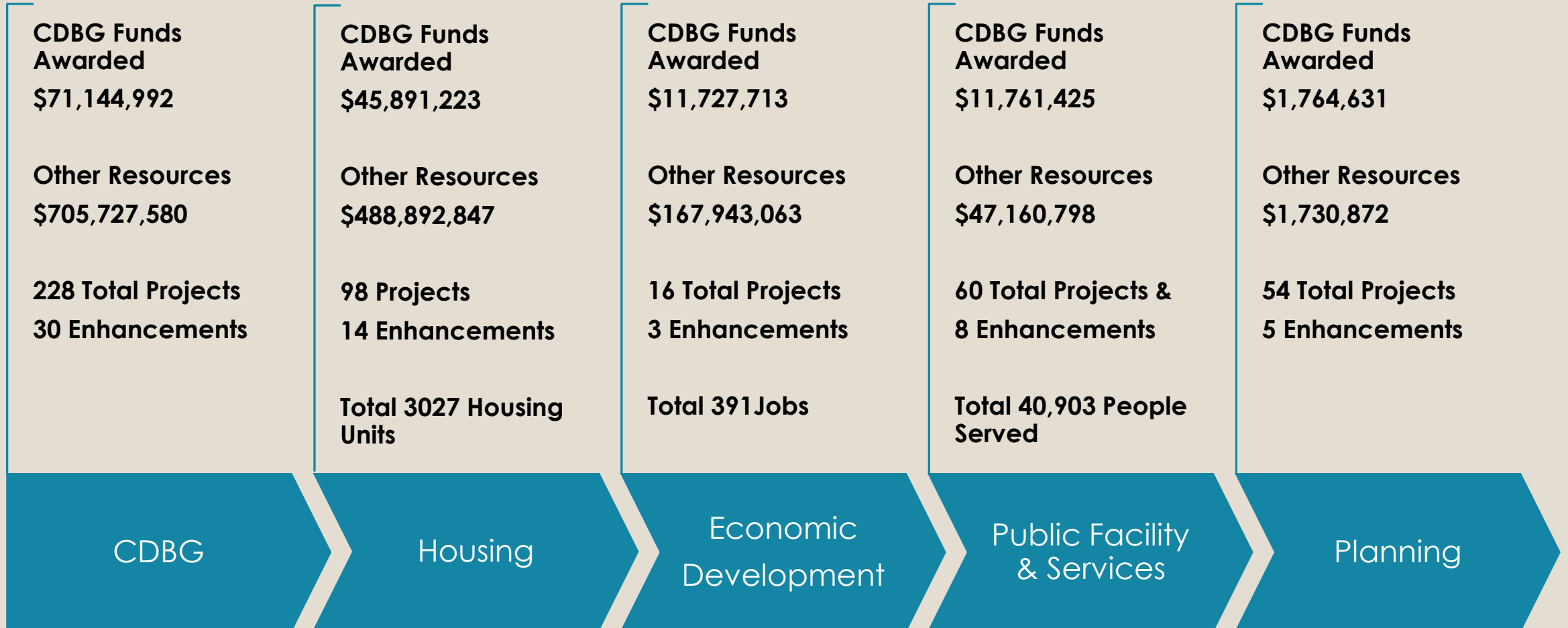
BUDGET
\$2,512,460

- General Funds \$1,113,234
- Federal Funds \$570,206
- Special Funds \$822,734
- Other Funds \$6,286



Vermont Community Development Program

CDBG HUD Awards 2010-2019



CDBG – 3027 Housing Units

1,576 Rental Housing Units
1,948 Persons Served

1,424 Homeownership Housing Units
2,120 Persons Served

38 Transitional Housing Units
38 Persons Served



Monument View Apartments - Bennington




Colonial Apartments - Bradford



128 Library Ave, Rutland Neighborhood & Housing Revitalization





59 Baxter Street, Rutland Neighborhood & Housing Revitalization



Downstreet Apartments - Barre



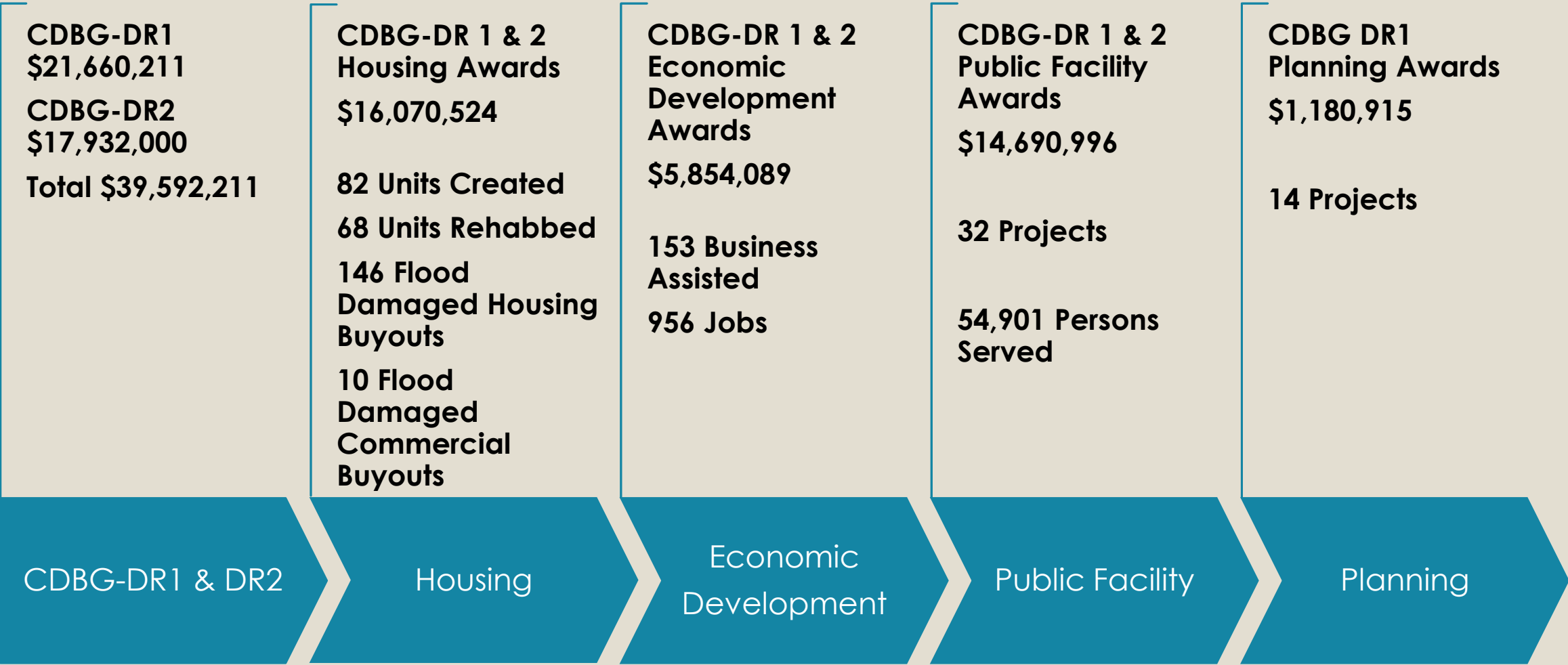
Community Housing - Vergennes



Safford Commons- Woodstock

CDBG-Disaster Recovery Program

2012-2020




CDBG-DR 296 Housing Units

136 Rental Housing Units

14 Homeownership Housing Units Rehabbed

146 Buyouts to assist homeowners to obtain secure safe housing




Hunger Mountain Children's Center Waterbury 






Sterling Market - Johnson



Ladd Hall Apartments - Waterbury 



Red Clover Commons - Brattleboro 



Coronavirus Relief Funds – Housing Programs

Rental Housing Stabilization Program

\$25,000,000

\$22 Million anticipated to be spent as of 1/15/2021

9,381 households served

21,256 tenant's arrearages paid in full

~2,000 landlords

\$3 Million reallocated

RHSP – Rental Assistance

Mortgage Assistance Program

\$5,000,000

645 households assisted

LMI targeting

Med. monthly mortgage liability ~\$1,175

~75% applicants owed \geq 6 months

Application in 10 languages

\$300,000 reallocated

MAP – Mortgage Assistance

Re-Housing Recovery Program

\$6,200,000

218 units affected

5-year affordability covenant

Units targeted to temporarily housed households & homeless

RHRP - Rehabilitation

Landlord Technical Assistance

\$250,000

Vermont Landlord Association

673 landlord calls received, representing 4,212 units

Created free mediation program

Videos for RHSP in 9 languages

\$55,000 reallocated

VLA – Landlord Tech. Assist.

Reallocations to other programs

- Fuel Tank Replacement (DEC)
- Everybody Eats
- ACCD Econ. Dev.

Other programs assisted

Re-Housing Recovery Program

- **\$6.2 million** - rehabilitate vacant, blighted, code non-compliant rental units
 - Focus on re-housing homeless and at-risk
 - Maintain rental affordability
- DHCD partnered with the 5 Homeownership Centers
 - HOCs identified private landlords and monitored work

Landlords eligible up to \$30,000/unit

- At least 10% match
- Communication with Continua of Care – at least 3 referrals reviewed
- 5-year affordability covenant
- Completion by Dec 20, 2020 deadline*

*later extended through 2021

- **218 total units** affected
 - 143 online before 12/20/20
 - 75 by March 2021
- Average grant \$23,000
- Increased communication between property owners and Continua of Care
- HOC interest to continue program through 2021